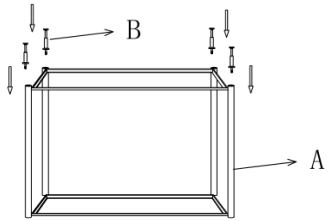


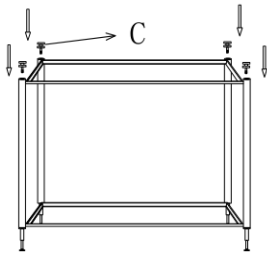
**REVELATION**  
by UTTERMOST  
ASSEMBLY INSTRUCTIONS

**STYLE: R24967**

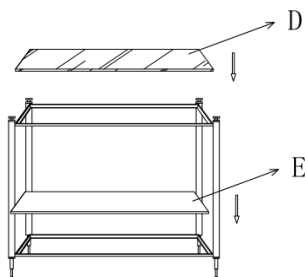
Parts/Hardware list					
A	Frame	1PC	D	glass(for Top )	1PC
B	Feet	4 PCS	E	Marble (for bottom)	1PC
C	Finial	4 PCS			



1. Take the parts carefully out of the carton, and place them on a flat and soft surface, making sure that the parts will not be damaged.
2. Place the Frame (A) upside down on a flat & soft surface, and then screw 4pcs Feet (B).



3. Turn over this frame, screw 4pcs Finials (C ) into the frame.



4. Carefully place the Tempered Glass onto the Top shelf, and then put the Marble onto the Bottom Shelf .

To Clean, wipe with soft dry cloth.